

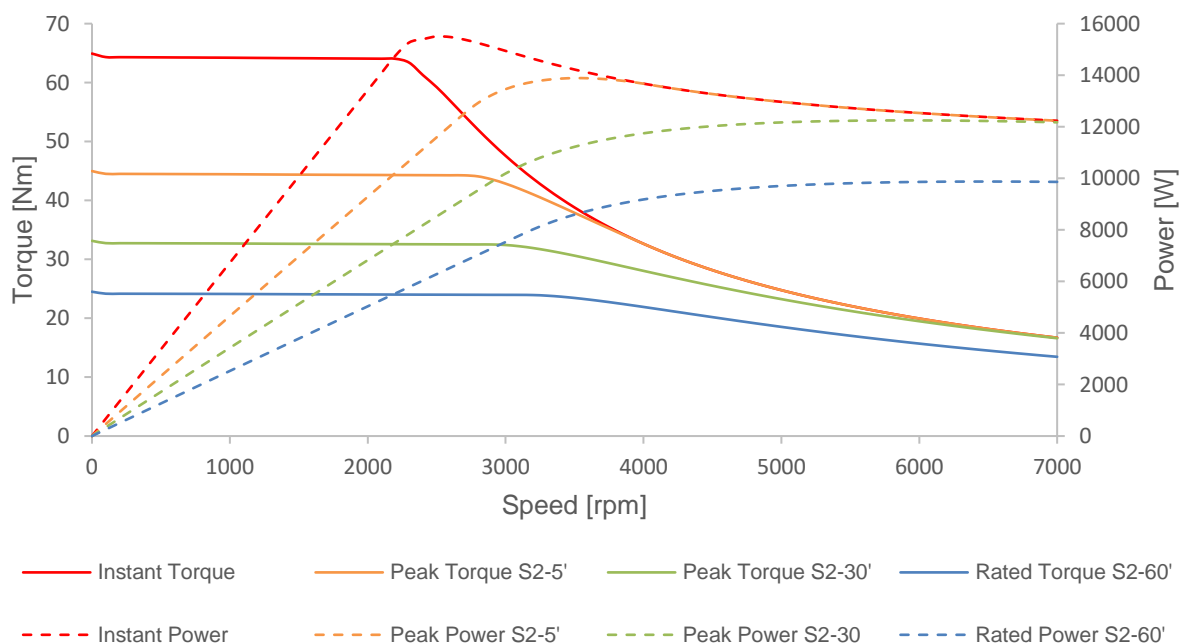
<b>Motor Rated Power</b>	<b>8500W</b>
--------------------------	--------------

<b>Inverter Power Supply</b>	<b>800Vdc</b>
------------------------------	---------------

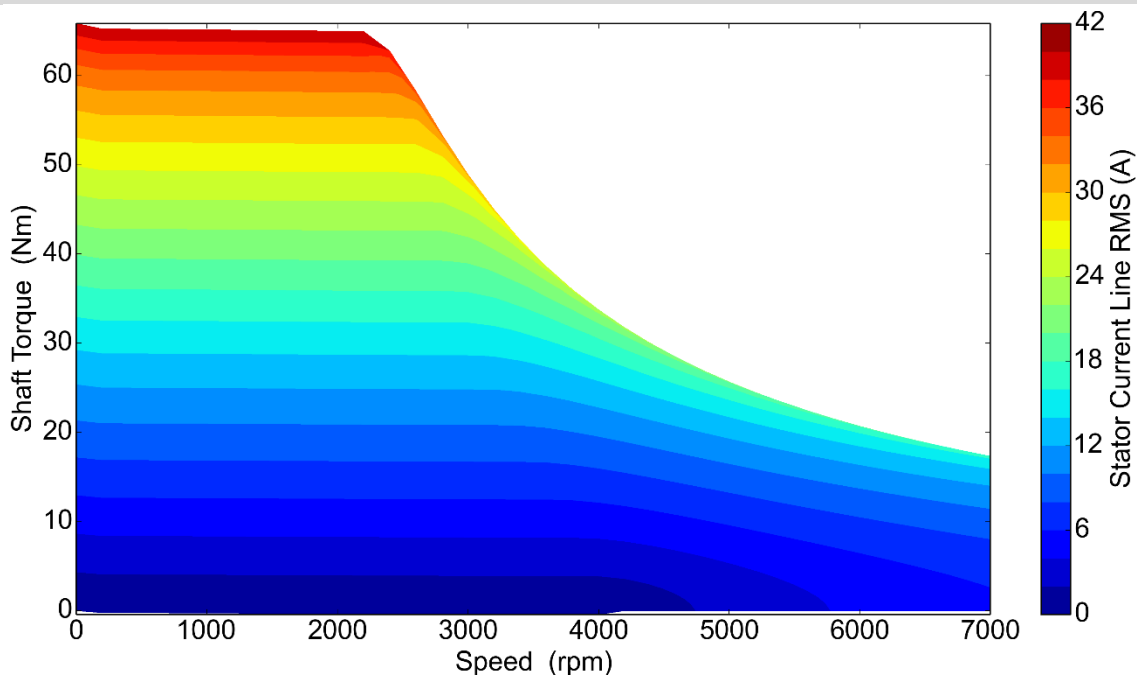
Description	Symbol	Unit		
Duty	-	-	S2-60'	
Nominal Speed	$n_n$	rpm	3500	
Frequency (N° poles)	$f$ (2p)	Hz	233.3 (8)	
Constant Voltage	$K_e$	Vrms/Krpm	144.0	
Instant Torque	$T_i$	Nm	65.0	
Instant Current	$i_i$	Arms	40.0	
Peak Torque S2-5'	$T_p$	Nm	45.0	
Peak Current S2-5'	$i_p$	Arms	23.0	
Peak Torque S2-30'	$T_p$	Nm	32.5	
Peak Current S2-30'	$i_p$	Arms	16.0	
Rated Torque S2-60'	$T_r$	Nm	24.0	
Rated Current S2-60'	$i_r$	Arms	12.0	
Short Circuit Current	$I_{sc}$	Arms	16.0	
Rotor Inertia	$J_r$	kg x m <sup>2</sup>	0.0081	
Ambient Temperature	$\theta_a$	°C	-15 ÷ +40	
Protection Degree	IP		IP 54	up to IP67
Insulation Class	-	-	F	
Thermal protection	-	-	PTY 84-130	Alternative to KTY 84-130

Speed-Torque & Speed Power Motor Curves (\*)

**SMAC 200-052**



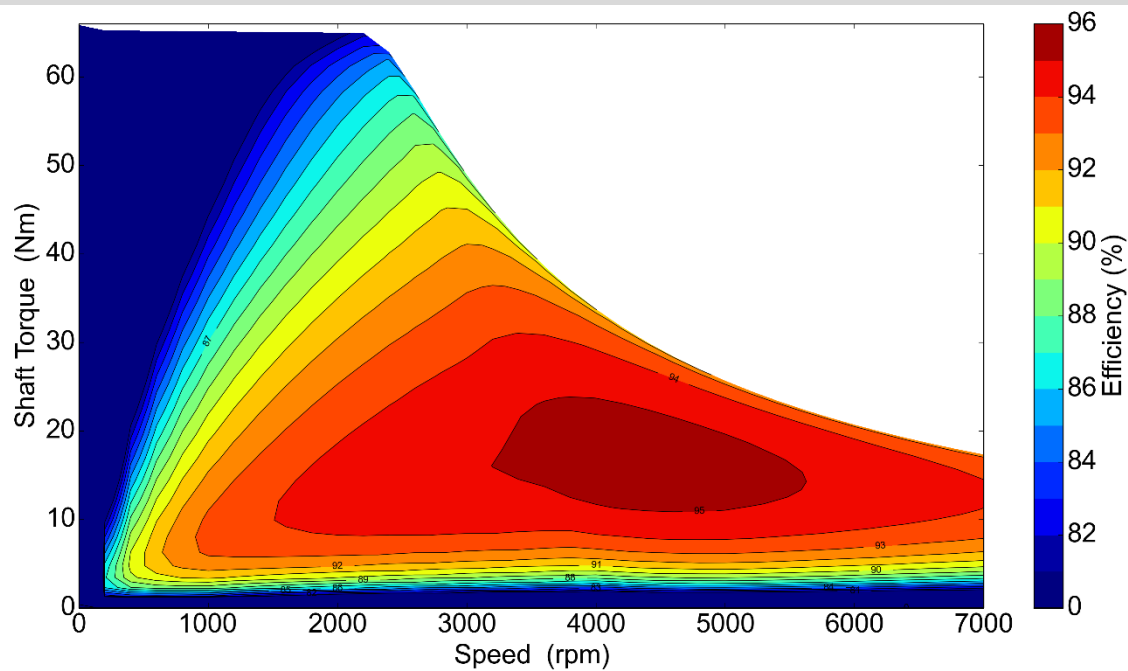
Current Map [Arms]



\* MTPA – MTPV Field Weakening strategy control & Optimized Advance Angle  
(Ref. Simulation temperature 20.0°C)

Simulation Only

Efficiency Map % (\*)



PRELIMINARY - Simulated Data