

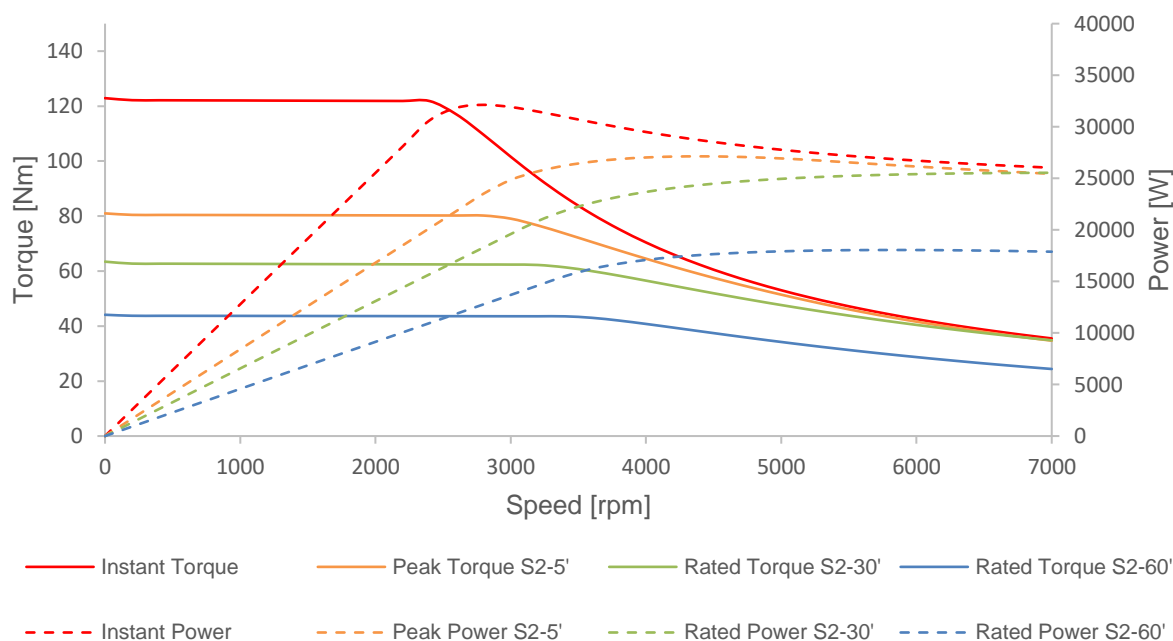
Motor Rated Power	16000W
--------------------------	---------------

Inverter Power Supply	600Vdc
------------------------------	---------------

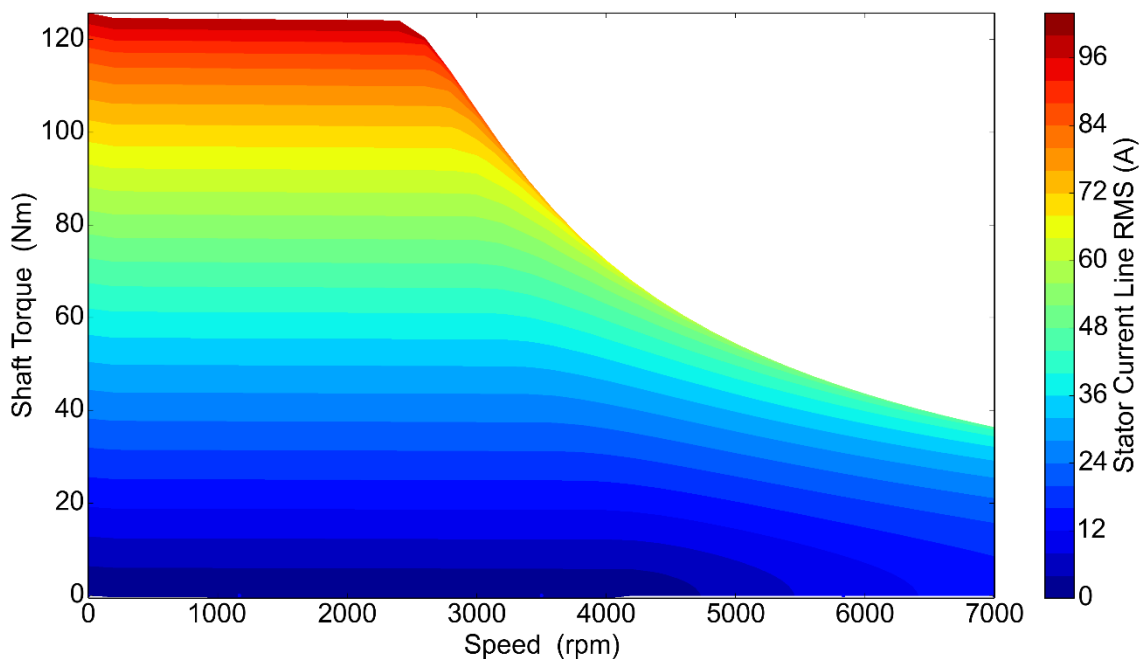
Description	Symbol	Unit		
Duty	-	-	S2-60'	
Nominal Speed	n_n	rpm	3500	
Frequency (N° poles)	f (2p)	Hz	233.3 (8)	
Costant Voltage	K_e	Vrms/Krpm	97.0	
Instant Torque	T_i	Nm	122.0	
Instant Current	i_i	Arms	100.0	
Peak Torque S2-5'	T_p	Nm	80.0	
Peak Current S2-5'	i_p	Arms	58.0	
Peak Torque S2-30'	T_p	Nm	62.0	
Peak Current S2-30'	i_p	Arms	41.0	
Rated Torque S2-60'	T_r	Nm	44.0	
Rated Current S2-60'	i_r	Arms	29.0	
Short Circuit Current	I_{sc}	Arms	38.0	
Rotor Inertia	J_r	kg x m ²	0.016	
Ambient Temperature	θ_a	°C	-15 ÷ +40	
Protection Degree	IP		IP 54	up to IP67
Insulation Class	-	-	F	
Thermal protection	-	-	PTY 84-130	Alternative to KTY 84-130

Speed-Torque & Speed Power Motor Curves (*)

SMAC 200-105



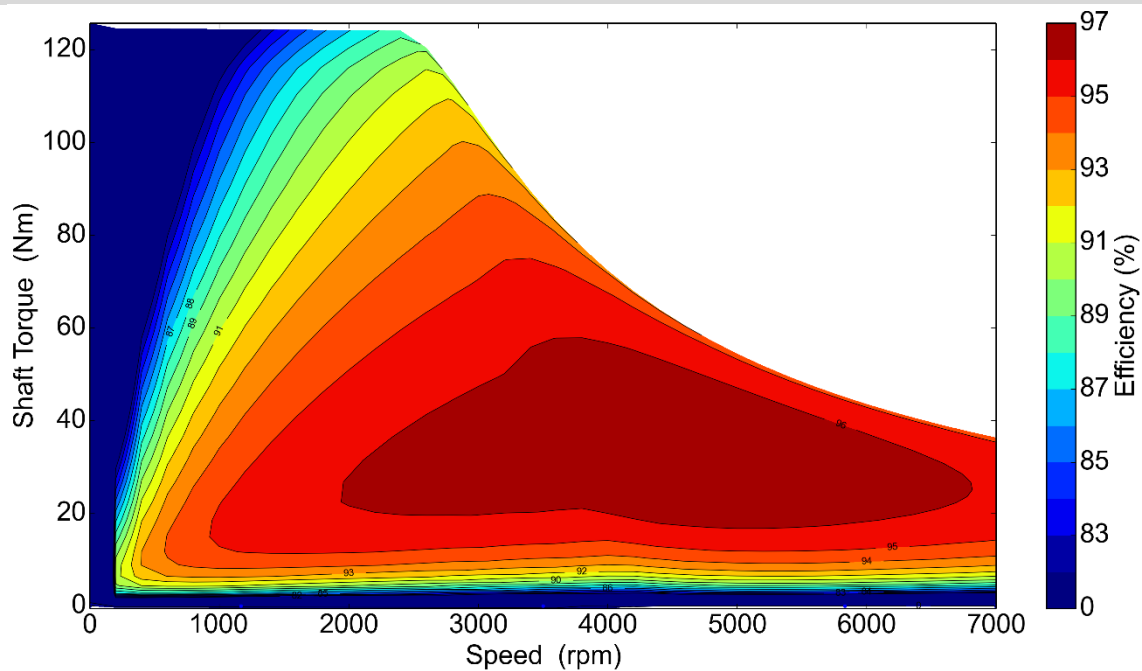
Current Map [Arms]



* MTPA – MTPV Field Weakening strategy control & Optimized Advance Angle
(Ref. Simulation temperature 20.0°C)

Simulation Only

Efficiency Map % (*)



PRELIMINARY - Simulated Data