

<b>Motor Rated Power</b>	<b>30000W</b>
--------------------------	---------------

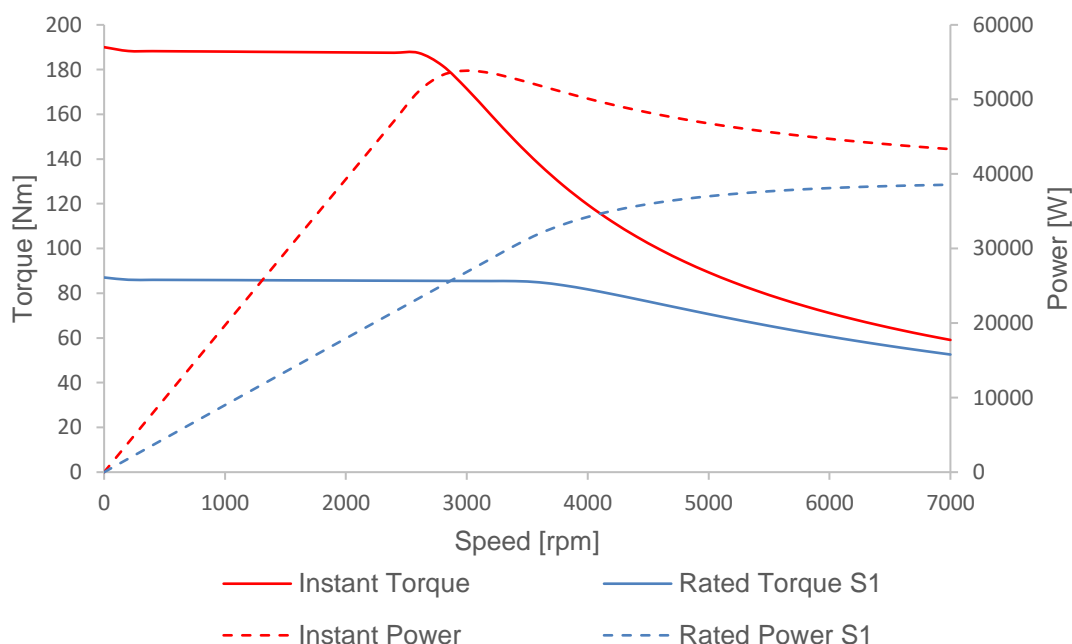
<b>Inverter Power Supply</b>	<b>600Vdc</b>
------------------------------	---------------

Description	Symbol	Unit	
Duty	-	-	S1
Nominal Speed	$n_n$	rpm	3500
Frequency (N° poles)	$f (2p)$	Hz	233.3 (8)
Costant Voltage	$K_e$	Vrms/Krpm	89.0
Instant Torque	$T_i$	Nm	188.0
Instant Current	$I_i$	Arms	165.0
Rated Torque S1	$T_r$	Nm	85.0
Rated Current S1	$I_r$	Arms	61.0

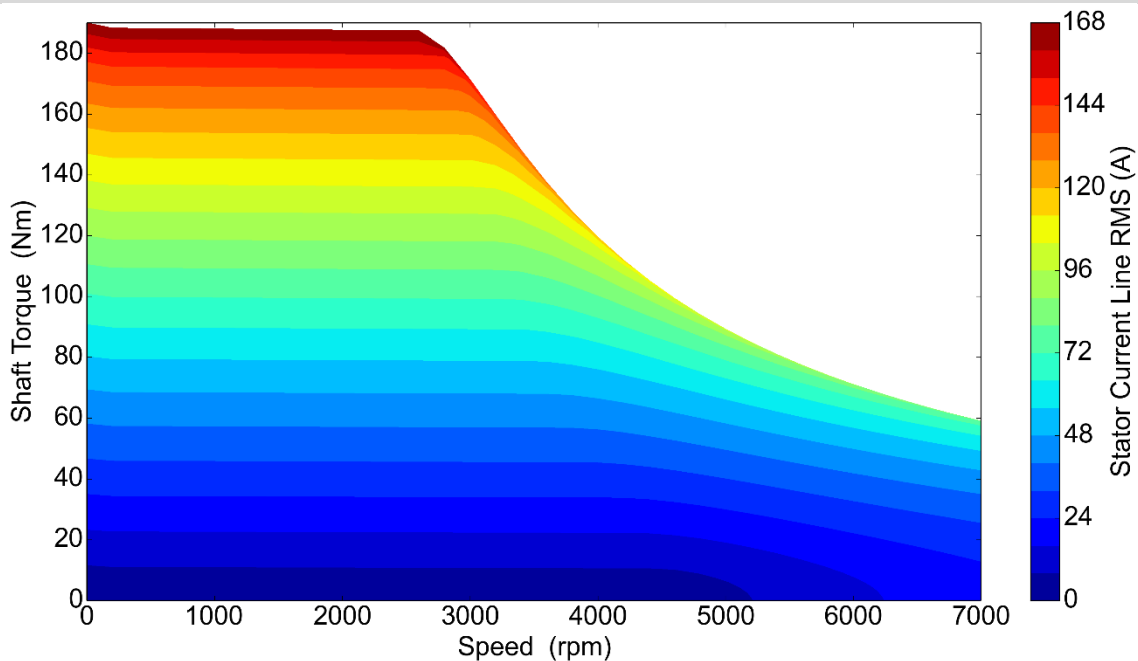
Short Circuit Current	$I_{sc}$	Arms	71.0
Rotor Inertia	$J_r$	kg x m <sup>2</sup>	0.023
Ambient Temperature	$\theta_a$	°C	-15 ÷ +40
Protection Degree	IP		IP 54 up to IP67
Insulation Class	-	-	F
Thermal protection	-	-	PTY 84-130 Alternative to KTY 84-130
Cooling system			Liquid

Speed-Torque & Speed Power Motor Curves (\*)

**SMAC 200-157**



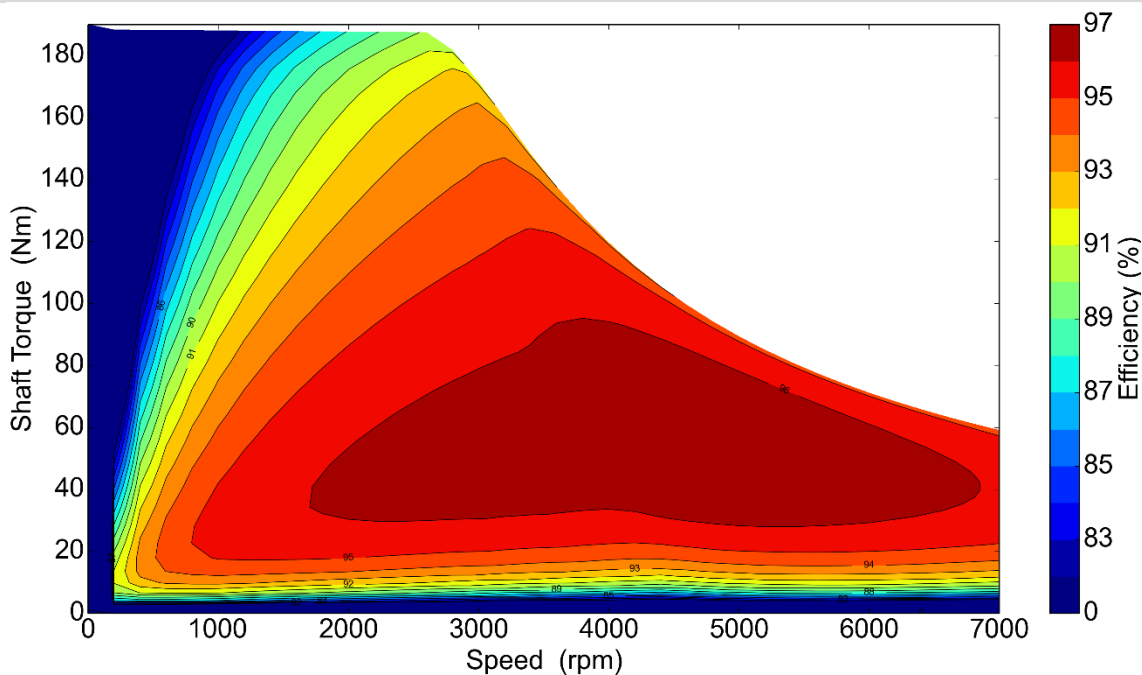
Current Map [Arms]



\* MTPA – MTPV Field Weakening strategy control & Optimized Advance Angle  
(Ref. Simulation temperature 20.0°C)

Simulation Only

Efficiency Map % (\*)



PRELIMINARY - Simulated Data