

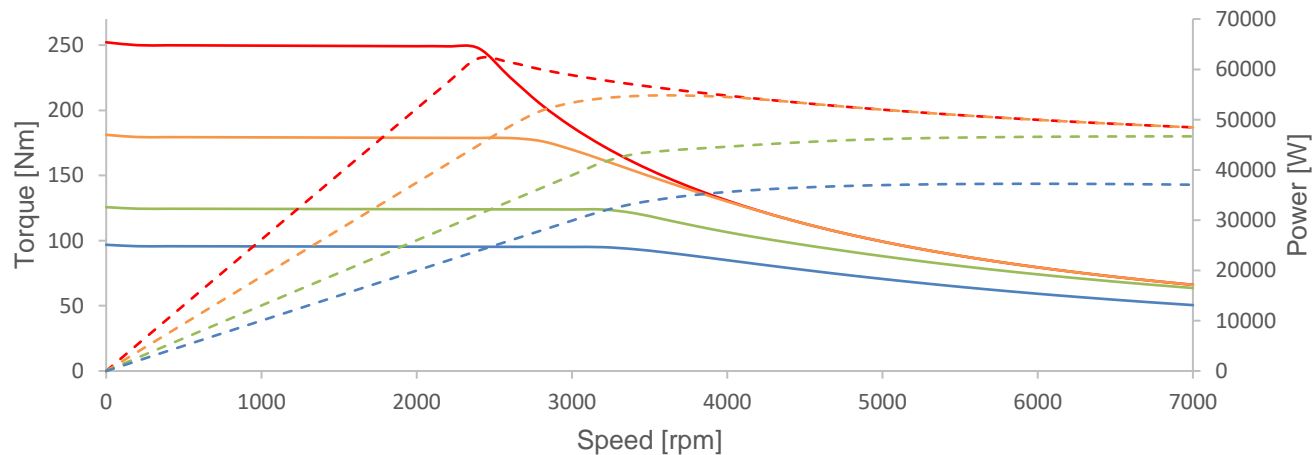
<b>Motor Rated Power</b>	<b>34000W</b>
--------------------------	---------------

<b>Inverter Power Supply</b>	<b>400Vdc</b>
------------------------------	---------------

Description	Symbol	Unit		
Duty	-	-	S2-60'	
Nominal Speed	$n_n$	rpm	3500	
Frequency (N° poles)	$f (2p)$	Hz	233.3 (8)	
Constant Voltage	$K_e$	Vrms/Krpm	69.0	
Instant Torque	$T_i$	Nm	250.0	
Instant Current	$i_i$	Arms	290.0	
Peak Torque S2-5'	$T_p$	Nm	180.0	
Peak Current S2-5'	$i_p$	Arms	170.0	
Peak Torque S2-30'	$T_p$	Nm	124.0	
Peak Current S2-30'	$i_p$	Arms	112.0	
Rated Torque S2-60'	$T_r$	Nm	95.0	
Rated Current S2-60'	$i_r$	Arms	85.0	
Short Circuit Current	$I_{sc}$	Arms	119.0	
Rotor Inertia	$J_r$	kg x m <sup>2</sup>	0.031	
Ambient Temperature	$\theta_a$	°C	-15 ÷ +40	
Protection Degree	IP		IP 54	up to IP67
Insulation Class	-	-	F	
Thermal protection	-	-	PTY 84-130	Alternative to KTY 84-130

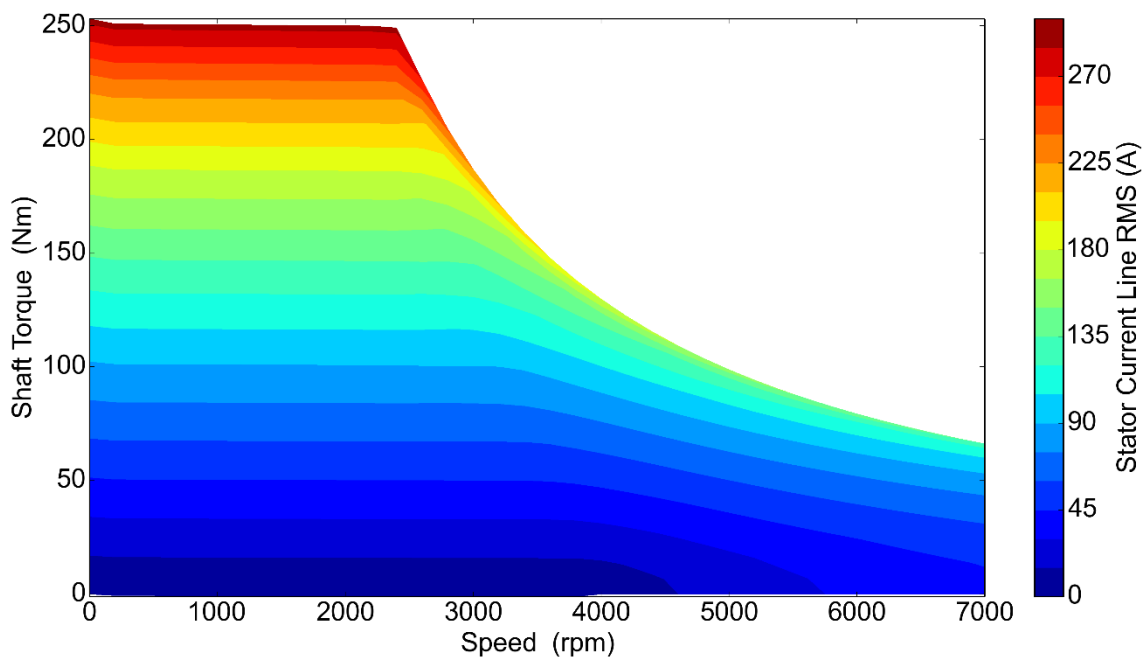
Speed-Torque & Speed Power Motor Curves (\*)

**SMAC 200-210**



— Instant Torque      — Peak Torque S2-5'      — Rated Torque S2-30'      — Rated Torque S2-60'  
 - - - Instant Power      - - - Peak Power S2-5'      - - - Rated Power S2-30'      - - - Rated Power S2-60'

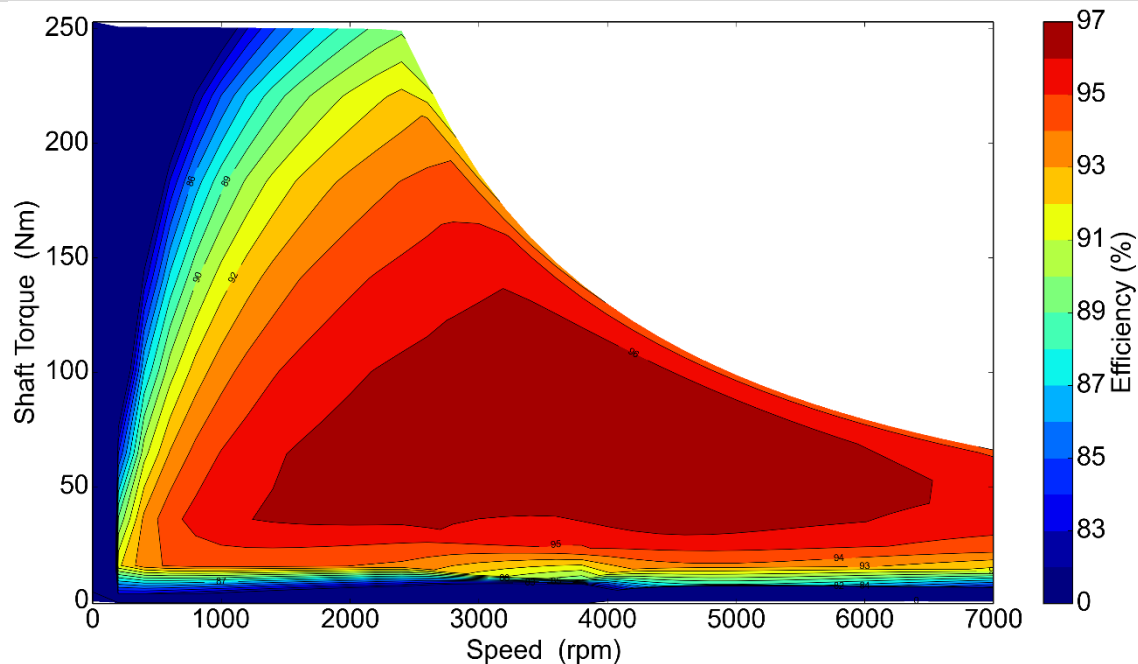
Current Map [Arms]



\* MTPA – MTPV Field Weakening strategy control & Optimized Advance Angle  
(Ref. Simulation temperature 20.0°C)

Simulation Only

Efficiency Map % (\*)



PRELIMINARY - Simulated Data